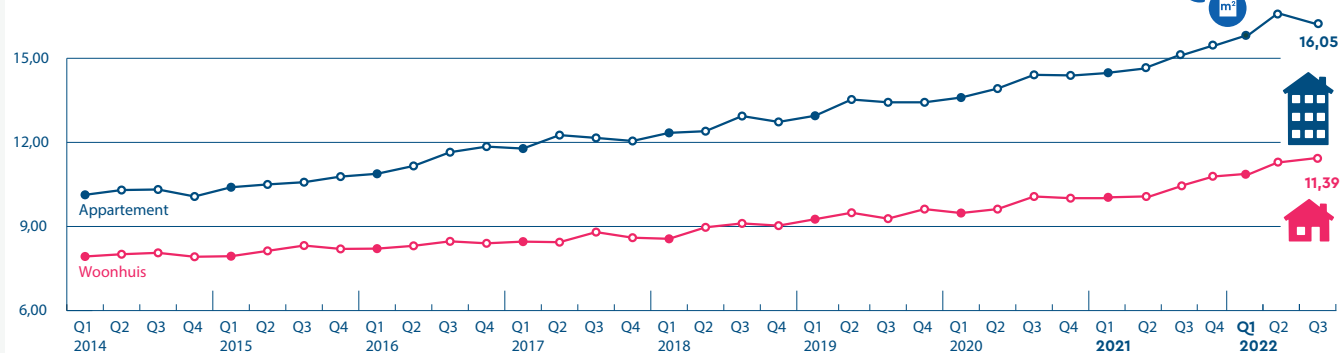


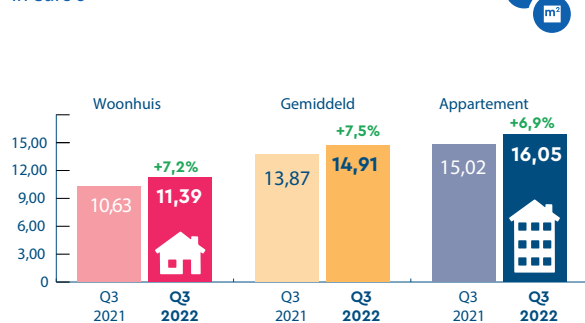
# ANALYSE | 2022 Q3

## VAN DE DYNAMIEK DE NEDERLANDSE HUURMARKT

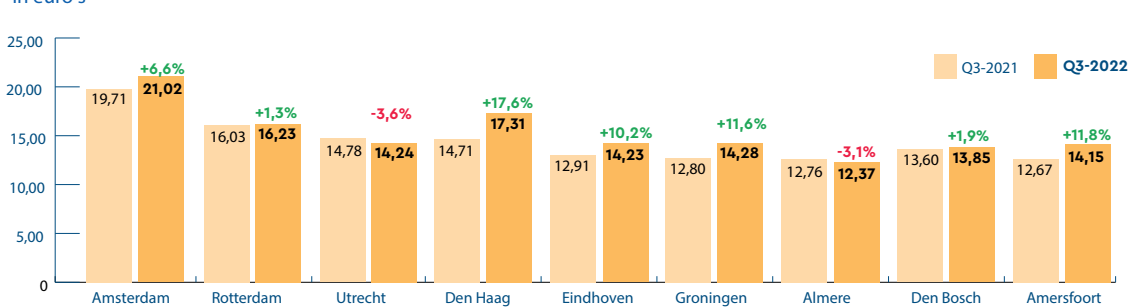
Ontwikkeling huurprijzen per m<sup>2</sup>, Nederland 2014-2022 in euro's



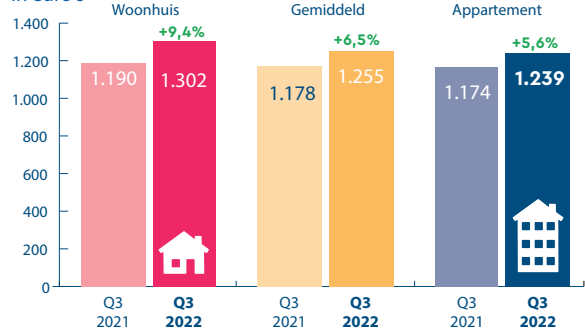
Gemiddelde m<sup>2</sup>-prijs, Nederland 2021-2022 in euro's



Gemiddelde huurprijs per m<sup>2</sup>, grote gemeenten 2021-2022 in euro's



Gemiddelde huurprijs, Nederland 2021-2022 in euro's



Gemiddeld oppervlak, Nederland 2021-2022 in m<sup>2</sup>

