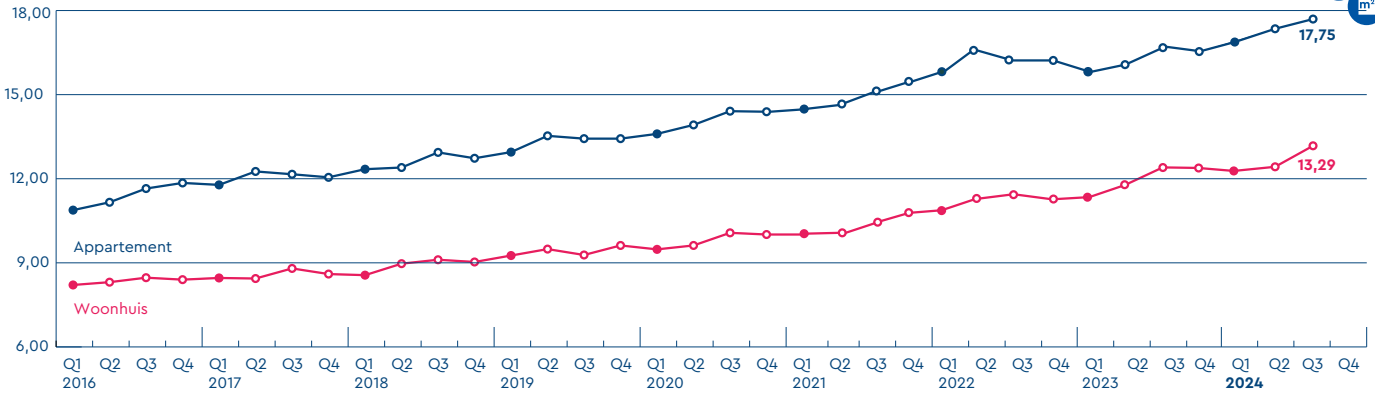


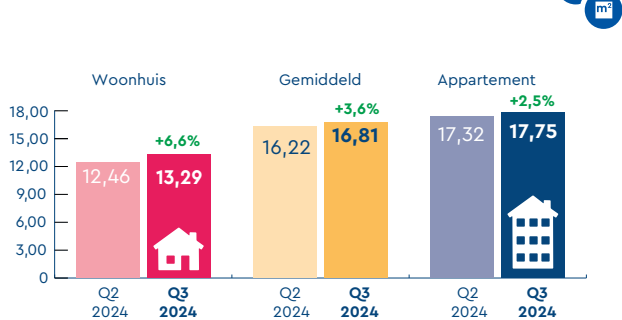
# ANALYSE | 2024 Q3

## VAN DE DYNAMIEK IN DE NEDERLANDSE HUURMARKT

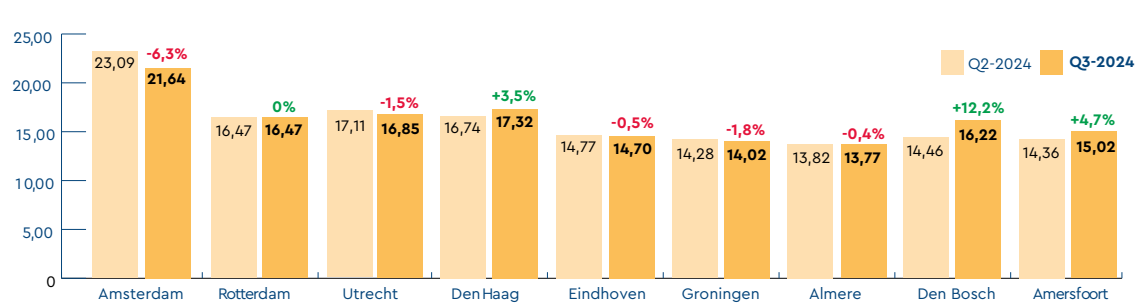
Ontwikkeling huurprijzen per m<sup>2</sup>, Nederland 2015-2024 in euro's



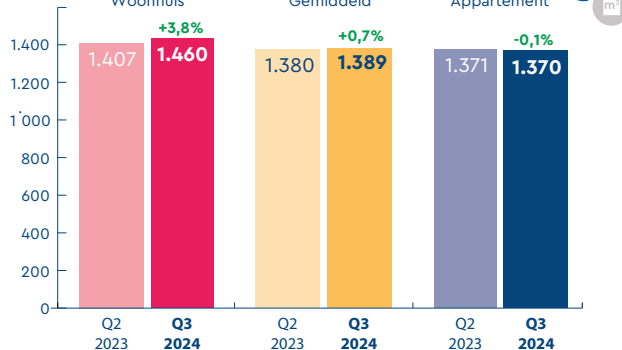
Gemiddelde m<sup>2</sup>-prijs, Nederland Q2 2024 en Q3 2024 in euro's



Gemiddelde huurprijs per m<sup>2</sup>, grote gemeenten Q2 2024 en Q3 2024 in euro's



Gemiddelde huurprijs, Nederland Q2 2024 en Q3 2024 in euro's



Gemiddeld oppervlak, Nederland Q2 2024 en Q3 2024 in m<sup>2</sup>

