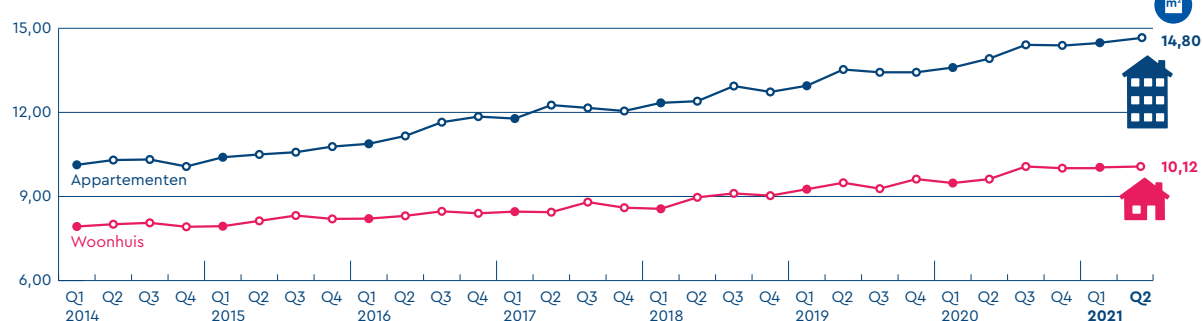


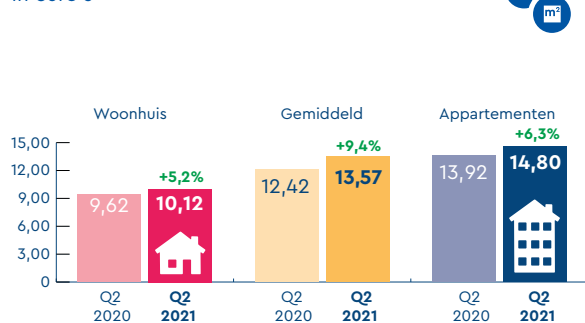
# ANALYSE | 2021 Q2

## VAN DE DYNAMIEK DE NEDERLANDSE HUURMARKT

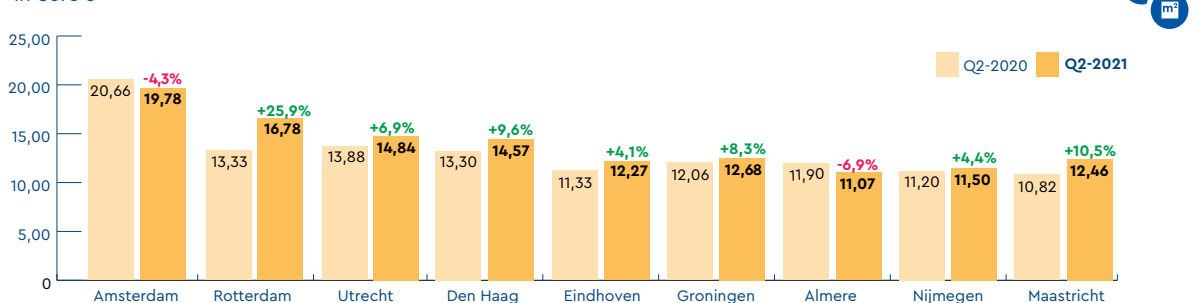
Ontwikkeling huurprijzen per m<sup>2</sup>, Nederland, 2014-2021  
in euro's



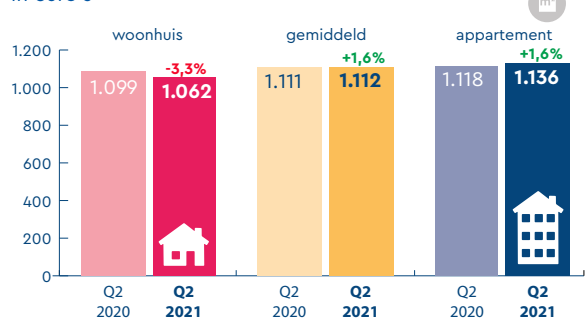
Gemiddelde m<sup>2</sup>-prijs, Nederland 2020-2021  
in euro's



Gemiddelde huurprijs per m<sup>2</sup>, grote gemeenten 2020-2021  
in euro's



Gemiddelde huurprijs, Nederland 2020-2021  
in euro's



Gemiddeld oppervlak, Nederland 2020-2021  
in m<sup>2</sup>

